

Signify Classified - Internal
Cooper Lighting Solutions Photometric Lab
1121 Highway 74 South
Peachtree City, GA 30269



Scaled data based on original data using
LM-79-08 Approved Method: Electrical and Photometric Measurements of Solid-
State Lighting Products

Test Report Prepared for
Cooper Lighting Solutions
(formerly Eaton)

Brand: McGRAW-EDISON

Report Number: P438630

Luminaire Tested: **ISW-SA1D-830-U-T4FT-HSS**

Issue Date: 12/10/2020

Test Information

Test Method: LM-79-08
Report Number: P438630
TEST IS SCALED FROM IESNA LM-79-08 TEST DATA (G3-2011-074-11)
Test Lab: INNOVATION CENTER
Issue Date: 12/10/2020
Manufacturer: COOPER LIGHTING SOLUTIONS (FORMERLY EATON)
Product Line: McGRAW-EDISON
Catalog Number: ISW-SA1D-830-U-T4FT-HSS
Description: IMPACT ELITE LED WEDGE LUMINAIRE
(1) 80 CRI, 3000K, 800mA LIGHTSQUARE WITH 16 LEDS AND TYPE IV FORWARD
THROW OPTICS WITH HOUSE SIDE SHIELD
Light Source: -
Ballast/Driver: ELECTRONIC DRIVER

Summary

Lumens per Lamp: N/A
Luminaire Lumens: 3455 lumens
Efficiency: N/A
Efficacy: 76.4 lumens/watt
Luminous Opening: Rectangular (W 0.5' x L: 0.5' x H: 0')
IES Classification: Type IV - Short
BUG Rating: B1 - U0 - G1

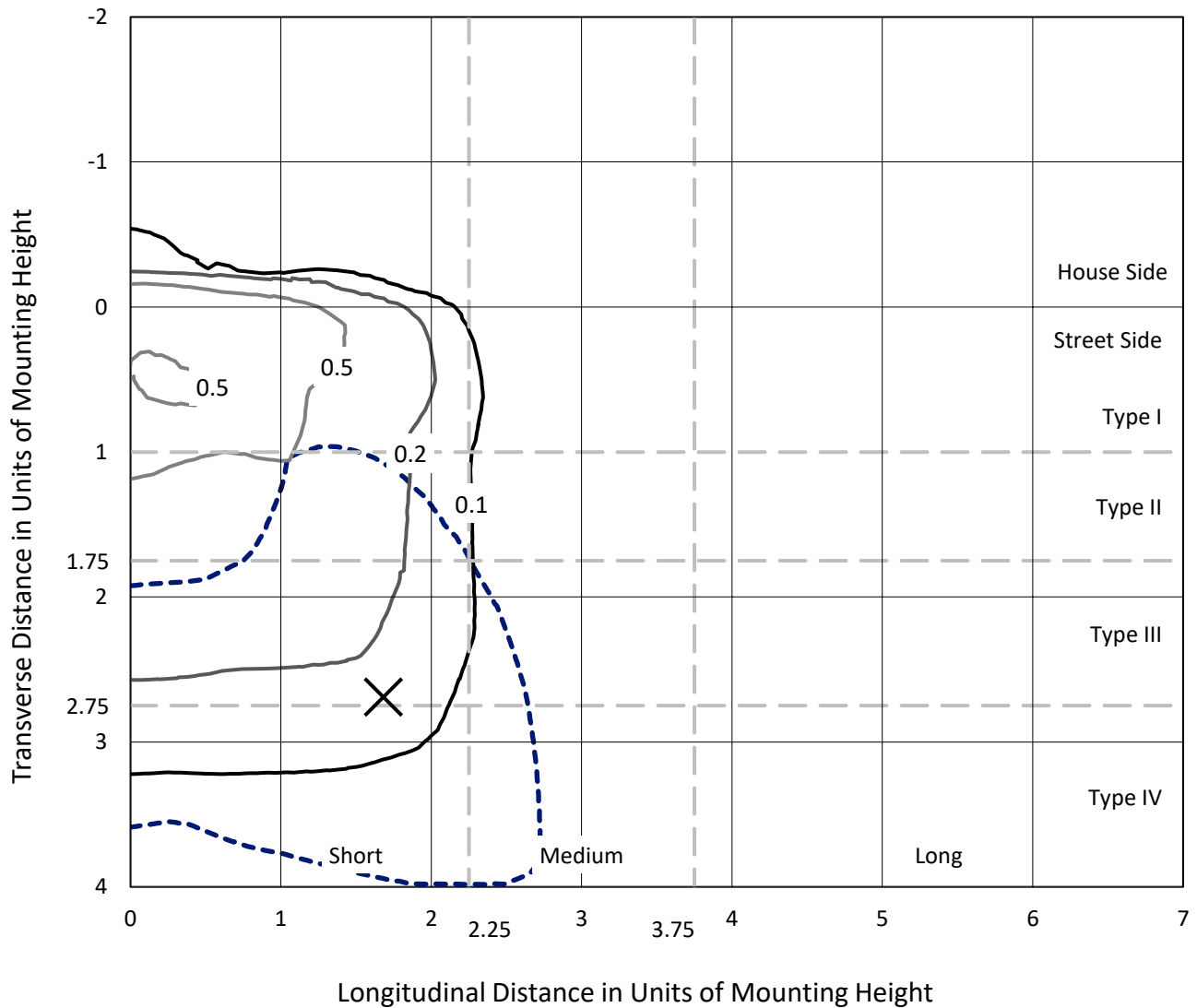
Input Watts (W): 45.2
Input Voltage (V): NR
Input Current (Ain): NR
Voltage Rise (V): NR
Power Factor: NR
Total Harmonic Distortion (THDi): NR
Frequency (hertz): 60
Stabilization Time: NR
Operation Time: NR
Ambient Temperature (°C): NR
Test Distance: 28.75 FT



REPORT NUMBER: P438630
 CATALOG NUMBER: ISW-SA1D-830-U-T4FT-HSS

Iso-Footcandle Lines of Horizontal Illumination

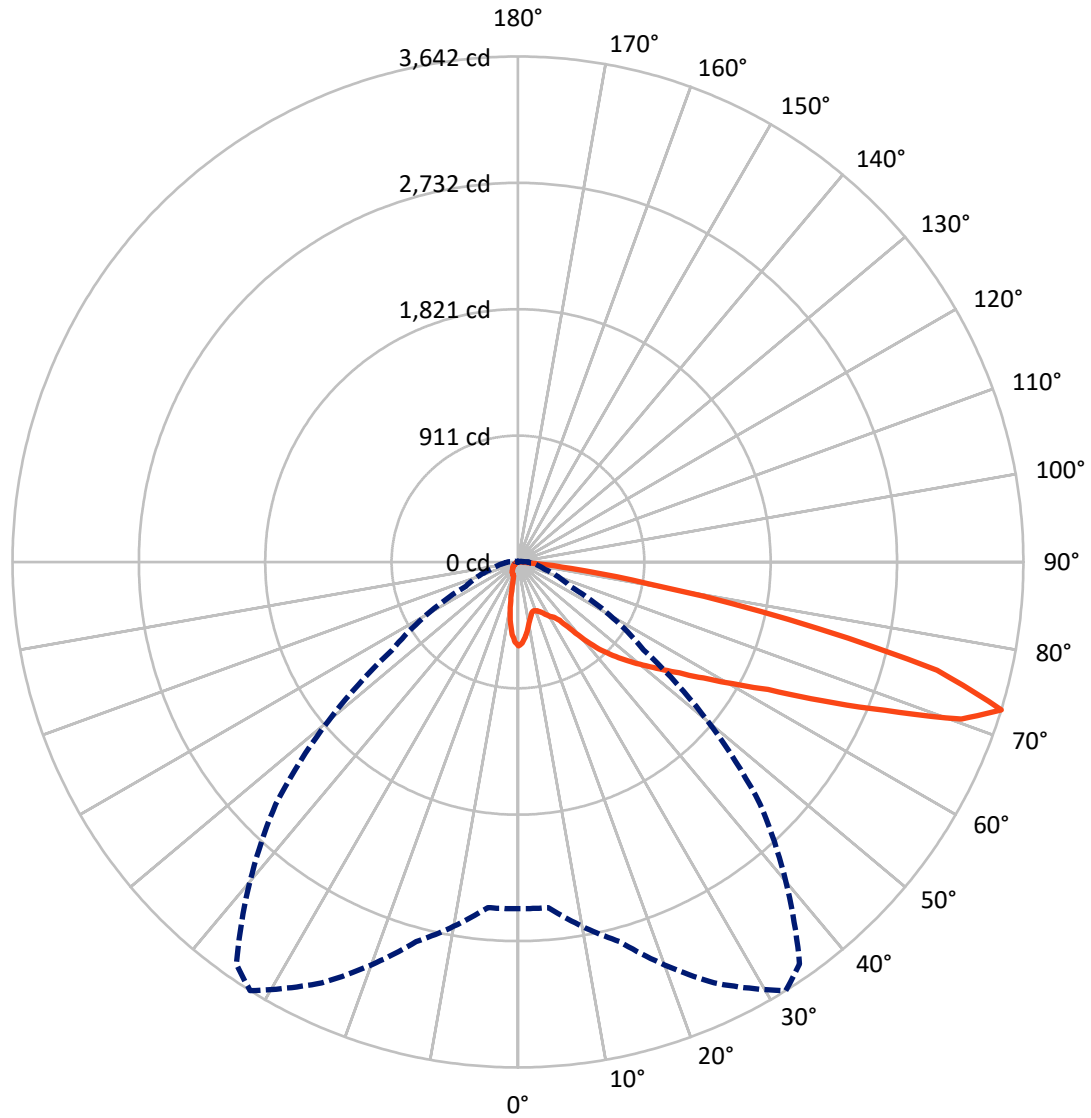
× Max cd
 - - - 1/2 Max cd



Based on 25 foot mounting height. Maximum calculated value = 1 fc
 Type IV - Short - N/A

REPORT NUMBER: P438630
CATALOG NUMBER: ISW-SA1D-830-U-T4FT-HSS

Luminous Intensity Polar Plot



— Vertical Plane Through 32-Deg Lateral - - - Horizontal Cone Through 72.5-Deg Vertical

REPORT NUMBER: P438630
 CATALOG NUMBER: ISW-SA1D-830-U-T4FT-HSS

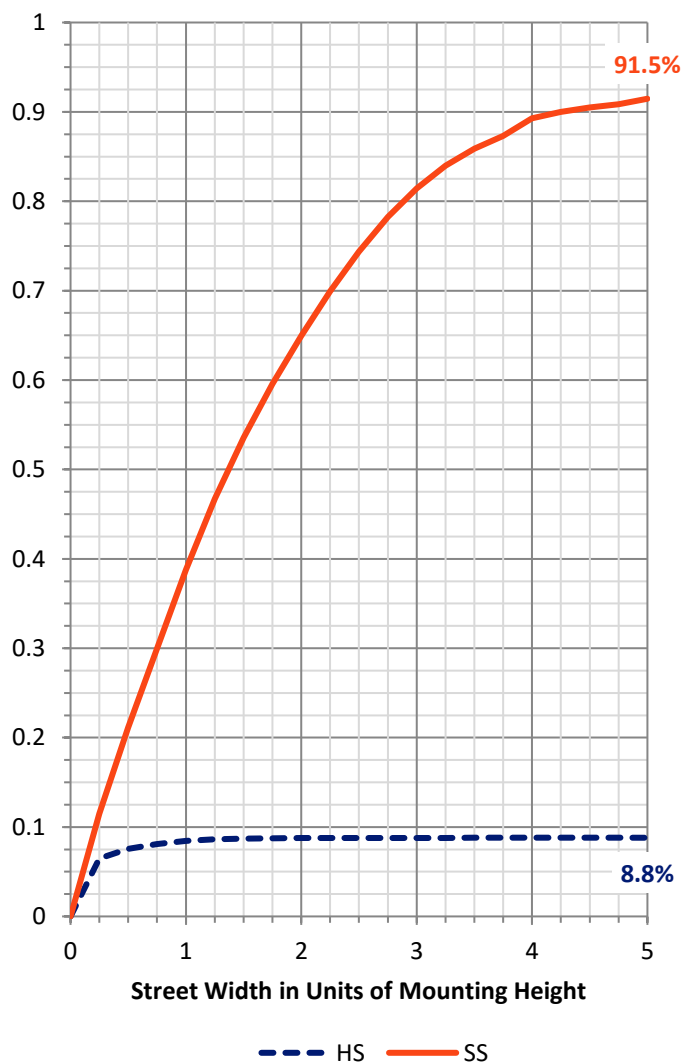
FLUX DISTRIBUTION:

		Downward	Upward	Total
House Side	Lumens	305.8	0.0	305.8
	% Fixture	8.9	0.0	8.9
Street Side	Lumens	3149.2	0.0	3149.2
	% Fixture	91.1	0.0	91.1
Total	Lumens	3455.0	0.0	3455.0
	% Fixture	100.0	0.0	100.0

ZONAL LUMENS:

Zone	Lumens	% Fixture
0°-10°	50.3	1.5
10°-20°	109.2	3.2
20°-30°	165.2	4.8
30°-40°	266.3	7.7
40°-50°	471.7	13.7
50°-60°	722.5	20.9
60°-70°	966.5	28.0
70°-80°	667.2	19.3
80°-90°	36.1	1.0
90°-100°	0.0	0.0
100°-110°	0.0	0.0
110°-120°	0.0	0.0
120°-130°	0.0	0.0
130°-140°	0.0	0.0
140°-150°	0.0	0.0
150°-160°	0.0	0.0
160°-170°	0.0	0.0
170°-180°	0.0	0.0
0°-90°	3455.0	100.0
0°-180°	3455.0	100.0

Coefficient of Utilization

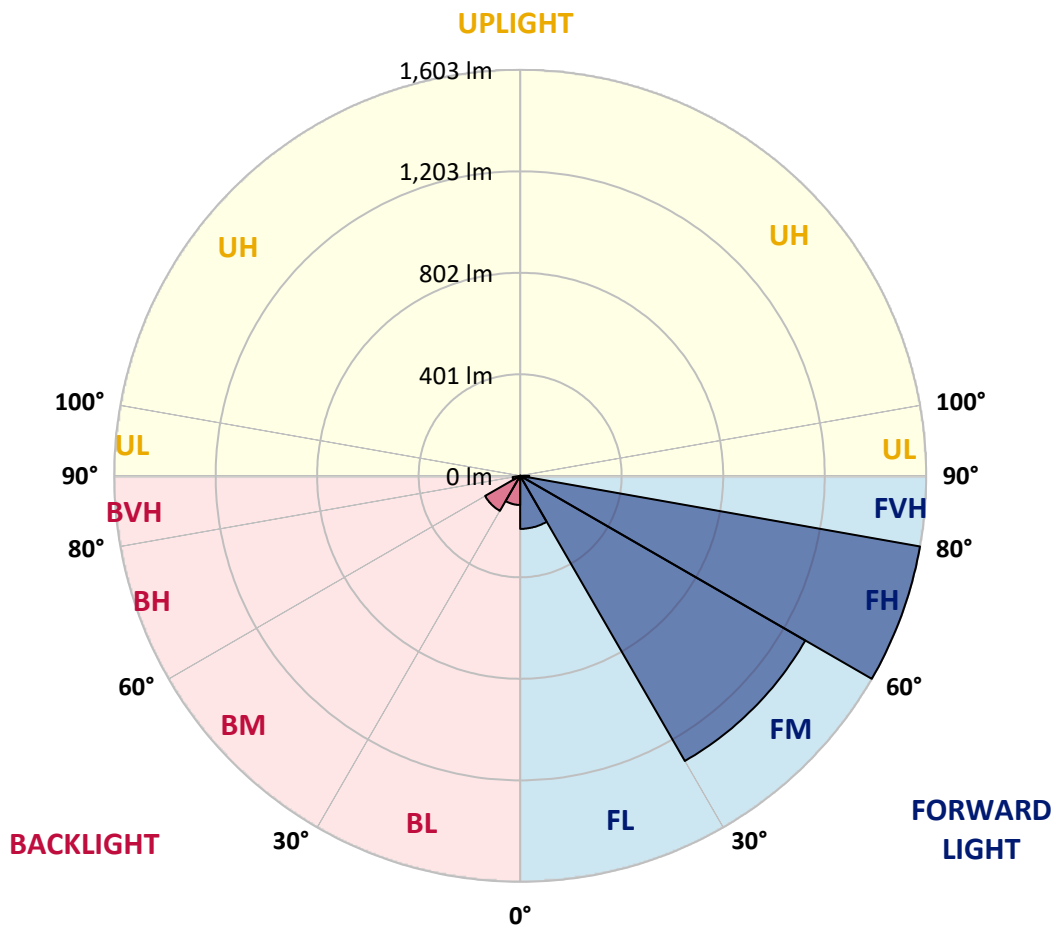


REPORT NUMBER: P438630
 CATALOG NUMBER: ISW-SA1D-830-U-T4FT-HSS

LUMINAIRE CLASSIFICATION SYSTEM LUMEN TABLE AND BUG RATING:

Zone	Lumens	% Fixture	Zone Rating/Lumen Limit		
			B	U	G
FL (0°-30°)	209.5	6.1			
FM (30°-60°)	1300.6	37.6			
FH (60°-80°)	1603.4	46.4			G1/1800
FVH (80°-90°)	35.7	1.0			G1/100
BL (0°-30°)	115.1	3.3	B1/500		
BM (30°-60°)	159.9	4.6	B0/220		
BH (60°-80°)	30.3	0.9	B0/110		G0/110
BVH (80°-90°)	0.5	0.0			G0/10
UL (90°-100°)	0.0	0.0		U0/0	
UH (100°-180°)	0.0	0.0		U0/0	

BUG Rating: B1-U0-G1
 Type IV Short





REPORT NUMBER: P438630

CATALOG NUMBER: ISW-SA1D-830-U-T4FT-HSS

CANDELA DISTRIBUTION (FULL):

	0°	5°	15°	25°	32°	35°	45°	55°	65°	75°	85°
0°	605.3	605.3	605.3	605.3	605.3	605.3	605.3	605.3	605.3	605.3	605.3
2.5°	582.6	582.6	584.3	586.1	586.1	591.3	598.3	600.1	605.3	608.8	610.6
5°	521.3	528.3	528.3	537.1	544.1	551.1	568.6	579.1	596.6	608.8	612.3
7.5°	465.4	467.1	472.4	482.9	496.9	502.1	524.8	554.6	587.8	608.8	617.6
10°	409.4	411.1	414.6	430.4	444.4	456.6	488.1	524.8	572.1	608.8	624.6
12.5°	369.1	369.1	372.6	390.1	405.9	418.1	453.1	500.4	556.3	610.6	635.1
15°	355.1	355.1	353.4	362.1	376.1	386.6	426.9	479.4	542.3	614.1	645.6
17.5°	362.1	362.1	355.1	356.9	369.1	376.1	411.1	463.6	535.3	621.1	663.1
20°	376.1	376.1	362.1	362.1	374.4	379.6	409.4	454.9	531.8	633.3	687.5
22.5°	391.9	393.6	374.4	374.4	386.6	391.9	419.9	460.1	537.1	649.1	712.0
25°	418.1	418.1	393.6	393.6	404.1	412.9	439.1	475.9	544.1	668.3	750.5
27.5°	454.9	453.1	421.6	412.9	428.6	435.6	465.4	495.1	551.1	691.0	785.5
30°	498.6	489.9	458.4	440.9	454.9	460.1	489.9	521.3	572.1	724.3	839.8
32.5°	545.8	549.3	498.6	467.1	474.1	481.1	519.6	561.6	607.1	768.0	913.2
35°	638.6	638.6	586.1	526.6	514.3	517.8	559.8	614.1	650.8	841.5	997.2
37.5°	754.0	757.5	708.5	645.6	607.1	591.3	621.1	677.0	713.8	934.2	1089.9
40°	880.0	874.7	824.0	766.3	734.8	715.5	699.8	766.3	799.5	1033.9	1182.6
42.5°	985.0	974.5	906.2	876.5	857.2	832.8	801.3	878.2	909.7	1159.9	1289.4
45°	1053.2	1044.4	976.2	967.5	960.5	946.5	953.5	1012.9	1042.7	1305.1	1401.3
47.5°	1105.7	1093.4	1035.7	1047.9	1061.9	1075.9	1137.2	1180.9	1173.9	1438.1	1492.3
50°	1177.4	1159.9	1105.7	1130.2	1166.9	1194.9	1334.9	1347.1	1292.9	1551.8	1574.5
52.5°	1221.1	1200.1	1186.1	1226.4	1280.6	1315.6	1551.8	1504.6	1387.3	1634.0	1639.3
55°	1257.9	1256.1	1280.6	1333.1	1411.8	1455.6	1730.2	1639.3	1448.6	1718.0	1674.3
57.5°	1369.8	1362.8	1404.8	1446.8	1578.0	1651.5	1922.7	1737.2	1492.3	1763.5	1655.0
60°	1529.0	1532.5	1534.3	1611.3	1779.2	1880.7	2074.9	1819.5	1525.5	1770.5	1599.0
62.5°	1777.5	1802.0	1760.0	1819.5	2022.4	2150.1	2221.8	1878.9	1515.1	1719.7	1457.3
65°	2137.9	2129.1	2069.6	2136.1	2407.3	2486.0	2374.0	1896.4	1453.8	1544.8	1191.4
67.5°	2505.3	2508.8	2480.8	2585.7	2849.9	2835.9	2545.5	1837.0	1296.4	1166.9	747.0
70°	2744.9	2750.2	2820.2	3103.6	3390.5	3294.3	2685.5	1627.0	913.2	556.3	283.4
72.5°	2498.3	2500.0	2832.4	3346.8	3642.4	3537.4	2468.5	1105.7	416.4	197.7	99.7
75°	1581.5	1502.8	2104.6	2837.7	3119.3	3016.1	1760.0	516.1	183.7	99.7	42.0
77.5°	551.1	559.8	857.2	1634.0	1992.7	2034.6	904.5	169.7	101.5	68.2	22.7
80°	110.2	124.2	253.7	601.8	944.7	981.5	327.2	82.2	66.5	52.5	12.2
82.5°	7.0	8.7	75.2	250.2	386.6	367.4	64.7	42.0	45.5	36.7	7.0
85°	0.0	0.0	5.2	42.0	70.0	52.5	7.0	10.5	19.2	21.0	3.5
87.5°	0.0	0.0	0.0	0.0	0.0	0.0	0.0	0.0	0.0	1.7	0.0
90°	0.0	0.0	0.0	0.0	0.0	0.0	0.0	0.0	0.0	0.0	0.0



REPORT NUMBER: P438630

CATALOG NUMBER: ISW-SA1D-830-U-T4FT-HSS

CANDELA DISTRIBUTION (continued):

	90°	95°	105°	115°	125°	135°	145°	155°	165°	175°	180°
0°	605.3	605.3	605.3	605.3	605.3	605.3	605.3	605.3	605.3	605.3	605.3
2.5°	610.6	610.6	601.8	598.3	593.1	586.1	579.1	575.6	568.6	570.3	570.3
5°	612.3	608.8	598.3	582.6	565.1	547.6	526.6	512.6	496.9	500.4	498.6
7.5°	615.8	614.1	589.6	561.6	530.1	491.6	454.9	423.4	395.4	388.4	383.1
10°	622.8	617.6	582.6	537.1	474.1	411.1	348.1	293.9	271.2	246.7	241.4
12.5°	629.8	621.1	570.3	502.1	405.9	313.2	230.9	181.9	152.2	143.5	140.0
15°	640.3	626.3	554.6	453.1	325.4	211.7	145.2	119.0	113.7	112.0	112.0
17.5°	654.3	629.8	538.8	397.1	239.7	136.5	106.7	106.7	108.5	110.2	110.2
20°	675.3	638.6	516.1	328.9	161.0	103.2	101.5	103.2	105.0	106.7	106.7
22.5°	698.0	652.6	489.9	257.2	113.7	96.2	96.2	98.0	99.7	101.5	101.5
25°	724.3	663.1	454.9	183.7	94.5	91.0	91.0	92.7	94.5	96.2	96.2
27.5°	752.3	675.3	407.6	126.0	85.7	85.7	87.5	89.2	91.0	91.0	92.7
30°	794.3	694.5	358.6	92.7	78.7	78.7	82.2	85.7	87.5	87.5	89.2
32.5°	848.5	710.3	292.2	78.7	73.5	71.7	75.2	80.5	84.0	85.7	85.7
35°	908.0	733.0	218.7	71.7	68.2	66.5	68.2	73.5	80.5	84.0	84.0
37.5°	969.2	754.0	162.7	68.2	63.0	61.2	63.0	66.5	73.5	80.5	82.2
40°	1030.4	757.5	117.2	63.0	59.5	57.7	57.7	61.2	68.2	75.2	77.0
42.5°	1093.4	771.5	89.2	59.5	54.2	54.2	54.2	56.0	61.2	66.5	68.2
45°	1165.2	780.3	71.7	54.2	50.7	50.7	50.7	50.7	54.2	56.0	56.0
47.5°	1226.4	768.0	57.7	49.0	47.2	47.2	47.2	45.5	45.5	43.7	43.7
50°	1270.1	740.0	47.2	43.7	43.7	45.5	42.0	38.5	38.5	35.0	35.0
52.5°	1296.4	698.0	40.2	38.5	42.0	42.0	36.7	35.0	31.5	28.0	26.2
55°	1294.6	628.1	35.0	33.2	36.7	36.7	31.5	28.0	24.5	21.0	21.0
57.5°	1243.9	551.1	31.5	28.0	31.5	29.7	26.2	21.0	17.5	14.0	14.0
60°	1165.2	468.9	28.0	22.7	24.5	22.7	21.0	15.7	12.2	8.7	8.7
62.5°	1058.4	391.9	22.7	19.2	17.5	17.5	15.7	12.2	7.0	5.2	5.2
65°	855.5	290.4	17.5	14.0	12.2	14.0	10.5	7.0	3.5	1.7	1.7
67.5°	528.3	166.2	14.0	10.5	8.7	10.5	7.0	5.2	1.7	0.0	0.0
70°	208.2	71.7	10.5	7.0	7.0	7.0	5.2	3.5	0.0	0.0	0.0
72.5°	71.7	31.5	8.7	5.2	5.2	3.5	3.5	1.7	0.0	0.0	0.0
75°	31.5	19.2	7.0	5.2	3.5	3.5	1.7	1.7	0.0	0.0	0.0
77.5°	17.5	12.2	5.2	3.5	3.5	1.7	1.7	1.7	0.0	0.0	0.0
80°	10.5	7.0	3.5	3.5	3.5	1.7	1.7	1.7	0.0	0.0	0.0
82.5°	7.0	3.5	1.7	1.7	1.7	1.7	1.7	1.7	0.0	0.0	0.0
85°	3.5	1.7	0.0	1.7	0.0	0.0	0.0	0.0	0.0	0.0	0.0
87.5°	0.0	0.0	0.0	0.0	0.0	0.0	0.0	0.0	0.0	0.0	0.0
90°	0.0	0.0	0.0	0.0	0.0	0.0	0.0	0.0	0.0	0.0	0.0

Cooper Lighting Solutions Photometric Lab
1121 Highway 74 South
Peachtree City, GA 30269



LM-79-2019: Approved Method: Electrical and Photometric Measurements of Solid-State Lighting Products

Report Prepared for

Cooper Lighting Solutions

MCGRAW EDISON

Report Number: SP1-2408-195-9

Test Date: 08/07/2024

Luminaire Tested: GALN-SB1A-830-U-5WQ

Data in this report applies to families of products including GALN-SB1A-830-U-5WQ.

Test Information

Test Method: LM-79-2019
 Report Number: SP1-2408-195-9
 Test Lab: COOPER LIGHTING SOLUTIONS
 Photometer: SP1 - 76IN SPHERE
 Measurement Geometry: 4π
 Issue Date: 08/07/2024
 Manufacturer: COOPER LIGHTING SOLUTIONS
 Product Line: MCGRAW EDISON
 Catalog Number: **GALN-SB1A-830-U-5WQ**
 Description: GALLEON AREA AND ROADWAY LUMINAIRE. (1) 80 CRI, 3000K, 350MA HIGH DENSITY LIGHTSQUARE WITH 26 LEDS AND TYPE V WIDE OPTICS

Spectral Parameters

CCT (K): 3050
 CIE u': 0.2476
 CIE v': 0.5251
 Duv: 0.0034
 CIE x: 0.4383
 CIE y: 0.4131
 CIE z: 0.1487
 Peak Wavelength (nm): 603
 Dominant Wavelength (nm): 581
 Purity: 55.55201
 Rf: 81.5
 Rg: 99.2

CRI (Ra):	81.0		
R1:	79.6	R9:	7.1
R2:	85.6	R10:	67.0
R3:	92.0	R11:	82.7
R4:	82.6	R12:	63.2
R5:	78.9	R13:	80.3
R6:	81.7	R14:	95.0
R7:	85.2	R15:	71.7
R8:	62.0		



Test Conditions

Stabilization Time: 20M
 Operation Time: 1H 20M
 Sphere Temperature (°C): 24.2

REPORT NUMBER: SP1-2408-195-9

Measurement and Test Equipment			
Instrument	Identification Number	Calibration Date	Calibration Due Date
Photometer	IN0058	6/18/2024	12/18/2024
Power Meter	INXT2011004	2/8/2024	2/8/2025
AC Power Source	IN0063	10/24/2023	10/24/2024
DC Power Source	IN0208	10/24/2023	10/24/2024
Sphere Thermometer	IN0085	10/24/2023	10/24/2024
Room Thermometer	IN0046	10/24/2023	10/24/2024

REPORT NUMBER: SP1-2408-195-9

CIE 1931 Chromaticity Diagram



CIE 1931 Chromaticity Diagram with 2017 ANSI 7-Step and 4-Step Quadrangles



CCT = 3050K
 CIE x = 0.4383
 CIE y = 0.4131
 Duv = 0.0034

Point lies inside the ANSI 3000K 4-step quadrangle

REPORT NUMBER: SP1-2408-195-9

Photopic Flux vs. Wavelength



Photopic Lumens: NR

λ (nm)	Power W [^] /nm	Lumens (φ/nm)	λ (nm)	Power W [^] /nm	Lumens (φ/nm)	λ (nm)	Power W [^] /nm	Lumens (φ/nm)	λ (nm)	Power W [^] /nm	Lumens (φ/nm)	λ (nm)	Power W [^] /nm	Lumens (φ/nm)
360	0	NR	490	168	NR	620	940	NR	750	35	NR	880	1	NR
365	0	NR	495	233	NR	625	897	NR	755	30	NR	885	1	NR
370	0	NR	500	300	NR	630	847	NR	760	26	NR	890	1	NR
375	0	NR	505	372	NR	635	790	NR	765	22	NR	895	1	NR
380	0	NR	510	430	NR	640	730	NR	770	19	NR	900	1	NR
385	0	NR	515	483	NR	645	668	NR	775	16	NR	905	1	NR
390	0	NR	520	524	NR	650	605	NR	780	14	NR	910	0	NR
395	2	NR	525	555	NR	655	545	NR	785	12	NR	915	0	NR
400	4	NR	530	581	NR	660	485	NR	790	10	NR	920	0	NR
405	7	NR	535	604	NR	665	430	NR	795	9	NR	925	0	NR
410	17	NR	540	623	NR	670	378	NR	800	8	NR	930	0	NR
415	34	NR	545	645	NR	675	331	NR	805	7	NR	935	0	NR
420	68	NR	550	667	NR	680	290	NR	810	6	NR	940	0	NR
425	128	NR	555	693	NR	685	251	NR	815	5	NR	945	0	NR
430	214	NR	560	719	NR	690	218	NR	820	4	NR	950	0	NR
435	339	NR	565	754	NR	695	188	NR	825	4	NR	955	0	NR
440	507	NR	570	791	NR	700	162	NR	830	3	NR	960	0	NR
445	573	NR	575	830	NR	705	139	NR	835	3	NR	965	0	NR
450	356	NR	580	873	NR	710	119	NR	840	3	NR	970	0	NR
455	217	NR	585	913	NR	715	102	NR	845	2	NR	975	0	NR
460	168	NR	590	948	NR	720	88	NR	850	2	NR	980	0	NR
465	113	NR	595	974	NR	725	76	NR	855	2	NR	985	0	NR
470	85	NR	600	994	NR	730	65	NR	860	1	NR	990	0	NR
475	85	NR	605	998	NR	735	55	NR	865	1	NR	995	0	NR
480	94	NR	610	994	NR	740	47	NR	870	1	NR	1000	0	NR
485	120	NR	615	973	NR	745	41	NR	875	1	NR			

REPORT NUMBER: SP1-2408-195-9

Scotopic Flux vs. Wavelength



Scotopic Lumens: NR

S/P: 1.27

λ (nm)	Power W [^] /nm	Lumens (φ/nm)	λ (nm)	Power W [^] /nm	Lumens (φ/nm)	λ (nm)	Power W [^] /nm	Lumens (φ/nm)	λ (nm)	Power W [^] /nm	Lumens (φ/nm)	λ (nm)	Power W [^] /nm	Lumens (φ/nm)
360	0	NR	490	168	NR	620	940	NR	750	35	NR	880	1	NR
365	0	NR	495	233	NR	625	897	NR	755	30	NR	885	1	NR
370	0	NR	500	300	NR	630	847	NR	760	26	NR	890	1	NR
375	0	NR	505	372	NR	635	790	NR	765	22	NR	895	1	NR
380	0	NR	510	430	NR	640	730	NR	770	19	NR	900	1	NR
385	0	NR	515	483	NR	645	668	NR	775	16	NR	905	1	NR
390	0	NR	520	524	NR	650	605	NR	780	14	NR	910	0	NR
395	2	NR	525	555	NR	655	545	NR	785	12	NR	915	0	NR
400	4	NR	530	581	NR	660	485	NR	790	10	NR	920	0	NR
405	7	NR	535	604	NR	665	430	NR	795	9	NR	925	0	NR
410	17	NR	540	623	NR	670	378	NR	800	8	NR	930	0	NR
415	34	NR	545	645	NR	675	331	NR	805	7	NR	935	0	NR
420	68	NR	550	667	NR	680	290	NR	810	6	NR	940	0	NR
425	128	NR	555	693	NR	685	251	NR	815	5	NR	945	0	NR
430	214	NR	560	719	NR	690	218	NR	820	4	NR	950	0	NR
435	339	NR	565	754	NR	695	188	NR	825	4	NR	955	0	NR
440	507	NR	570	791	NR	700	162	NR	830	3	NR	960	0	NR
445	573	NR	575	830	NR	705	139	NR	835	3	NR	965	0	NR
450	356	NR	580	873	NR	710	119	NR	840	3	NR	970	0	NR
455	217	NR	585	913	NR	715	102	NR	845	2	NR	975	0	NR
460	168	NR	590	948	NR	720	88	NR	850	2	NR	980	0	NR
465	113	NR	595	974	NR	725	76	NR	855	2	NR	985	0	NR
470	85	NR	600	994	NR	730	65	NR	860	1	NR	990	0	NR
475	85	NR	605	998	NR	735	55	NR	865	1	NR	995	0	NR
480	94	NR	610	994	NR	740	47	NR	870	1	NR	1000	0	NR
485	120	NR	615	973	NR	745	41	NR	875	1	NR			

REPORT NUMBER: SP1-2408-195-9

Melanopic Flux vs. Wavelength



Melanopic Lumens: NR

M/P: 2.32

λ (nm)	Power W [^] /nm	Lumens (φ/nm)	λ (nm)	Power W [^] /nm	Lumens (φ/nm)	λ (nm)	Power W [^] /nm	Lumens (φ/nm)	λ (nm)	Power W [^] /nm	Lumens (φ/nm)	λ (nm)	Power W [^] /nm	Lumens (φ/nm)
360	0	NR	490	168	NR	620	940	NR	750	35	NR	880	1	NR
365	0	NR	495	233	NR	625	897	NR	755	30	NR	885	1	NR
370	0	NR	500	300	NR	630	847	NR	760	26	NR	890	1	NR
375	0	NR	505	372	NR	635	790	NR	765	22	NR	895	1	NR
380	0	NR	510	430	NR	640	730	NR	770	19	NR	900	1	NR
385	0	NR	515	483	NR	645	668	NR	775	16	NR	905	1	NR
390	0	NR	520	524	NR	650	605	NR	780	14	NR	910	0	NR
395	2	NR	525	555	NR	655	545	NR	785	12	NR	915	0	NR
400	4	NR	530	581	NR	660	485	NR	790	10	NR	920	0	NR
405	7	NR	535	604	NR	665	430	NR	795	9	NR	925	0	NR
410	17	NR	540	623	NR	670	378	NR	800	8	NR	930	0	NR
415	34	NR	545	645	NR	675	331	NR	805	7	NR	935	0	NR
420	68	NR	550	667	NR	680	290	NR	810	6	NR	940	0	NR
425	128	NR	555	693	NR	685	251	NR	815	5	NR	945	0	NR
430	214	NR	560	719	NR	690	218	NR	820	4	NR	950	0	NR
435	339	NR	565	754	NR	695	188	NR	825	4	NR	955	0	NR
440	507	NR	570	791	NR	700	162	NR	830	3	NR	960	0	NR
445	573	NR	575	830	NR	705	139	NR	835	3	NR	965	0	NR
450	356	NR	580	873	NR	710	119	NR	840	3	NR	970	0	NR
455	217	NR	585	913	NR	715	102	NR	845	2	NR	975	0	NR
460	168	NR	590	948	NR	720	88	NR	850	2	NR	980	0	NR
465	113	NR	595	974	NR	725	76	NR	855	2	NR	985	0	NR
470	85	NR	600	994	NR	730	65	NR	860	1	NR	990	0	NR
475	85	NR	605	998	NR	735	55	NR	865	1	NR	995	0	NR
480	94	NR	610	994	NR	740	47	NR	870	1	NR	1000	0	NR
485	120	NR	615	973	NR	745	41	NR	875	1	NR			

Summary

$R_f = 81.5$
 $R_g = 99.2$
 $CIE R_a = 81.0$
 $R_9 = 7.1$



Color Vector Graphics



Individual Sample Fidelity Index ($R_{f,i}$)

CES01 = 86	CES26 = 74	CES51 = 89	CES76 = 70
CES02 = 63	CES27 = 88	CES52 = 92	CES77 = 86
CES03 = 31	CES28 = 89	CES53 = 81	CES78 = 72
CES04 = 70	CES29 = 67	CES54 = 87	CES79 = 90
CES05 = 50	CES30 = 68	CES55 = 85	CES80 = 88
CES06 = 51	CES31 = 71	CES56 = 78	CES81 = 78
CES07 = 42	CES32 = 70	CES57 = 76	CES82 = 95
CES08 = 41	CES33 = 71	CES58 = 78	CES83 = 90
CES09 = 29	CES34 = 82	CES59 = 92	CES84 = 94
CES10 = 76	CES35 = 90	CES60 = 95	CES85 = 86
CES11 = 59	CES36 = 93	CES61 = 93	CES86 = 72
CES12 = 65	CES37 = 87	CES62 = 83	CES87 = 85
CES13 = 43	CES38 = 75	CES63 = 77	CES88 = 83
CES14 = 74	CES39 = 94	CES64 = 83	CES89 = 75
CES15 = 71	CES40 = 89	CES65 = 77	CES90 = 81
CES16 = 47	CES41 = 85	CES66 = 80	CES91 = 96
CES17 = 50	CES42 = 86	CES67 = 79	CES92 = 73
CES18 = 56	CES43 = 81	CES68 = 84	CES93 = 84
CES19 = 72	CES44 = 99	CES69 = 91	CES94 = 64
CES20 = 66	CES45 = 87	CES70 = 78	CES95 = 80
CES21 = 87	CES46 = 82	CES71 = 76	CES96 = 84
CES22 = 79	CES47 = 77	CES72 = 92	CES97 = 87
CES23 = 92	CES48 = 71	CES73 = 71	CES98 = 81
CES24 = 91	CES49 = 81	CES74 = 93	CES99 = 74
CES25 = 72	CES50 = 89	CES75 = 74	



Color Rendition by Hue-Angle Bin



Measure Comparisons



(END OF REPORT)